

From several planks



SK05

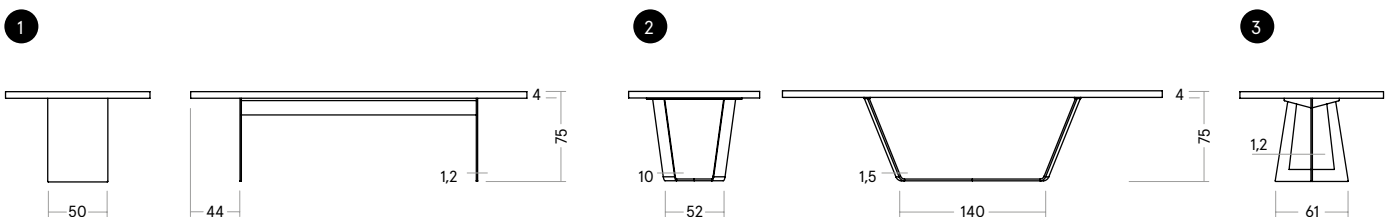
BASIC.

Given its 4 cm thick tabletop, this basic model is especially suitable for commercial buildings. Several solid wood planks are individually assembled, allowing the quick implementation of different dimensions and surfaces in larger quantities.



1 Panel-leg table frame (Standard)





BASES AND FINISH -> also see p. 74-77







SK 05 BASIC.

MATERIAL/TABLETOP/TABLE FRAME Oak or Ash/40 mm/incl. Panel-leg table frame (Standard)

FIRE

(Size/Price)	90 cm	100 cm	110 cm	COAL	LAVA	SILVER	EARTH
180 cm							
200 cm							
220 cm							
240 cm							
260 cm							
280 cm							
300 cm							

WATER

(Size/Price)	90 cm	100 cm	110 cm	CHALK	SAND	OLIVE	MUD
180 cm							
200 cm							
220 cm							
240 cm							
260 cm							
280 cm							
300 cm							

METAL





(Size/Price)	90 cm	100 cm	110 cm	GOLD	BRONZE	PLATINUM	GRAPHITE
180 cm							
200 cm							
220 cm							
240 cm							
260 cm							
280 cm							
300 cm							

TABLE FRAMES

The following are available

1 | Panel-leg frame inkl.

2 | X- frame

3 | Trapezium-frame

4 | T-frame

5 | U-frame

* | Surcharge raw steel,
powder-coated

FINISH

The following are available With/without chainsaw structure Branding visible/not visible Special sizes

